


# HOW TO FIND YOUR MCCN STUDENT ID NUMBER

For off-campus access to the Mount Carmel Health Sciences Library, you must log in with your MCCN student ID number that begins with the number 4. This number will be your ] œ•, [ !å for Library access.


Here is a guide on how to find your student ID number in CARMELink.

**Step 1:** Go to CARMELink (<https://carmelink.mccn.edu/ics>)

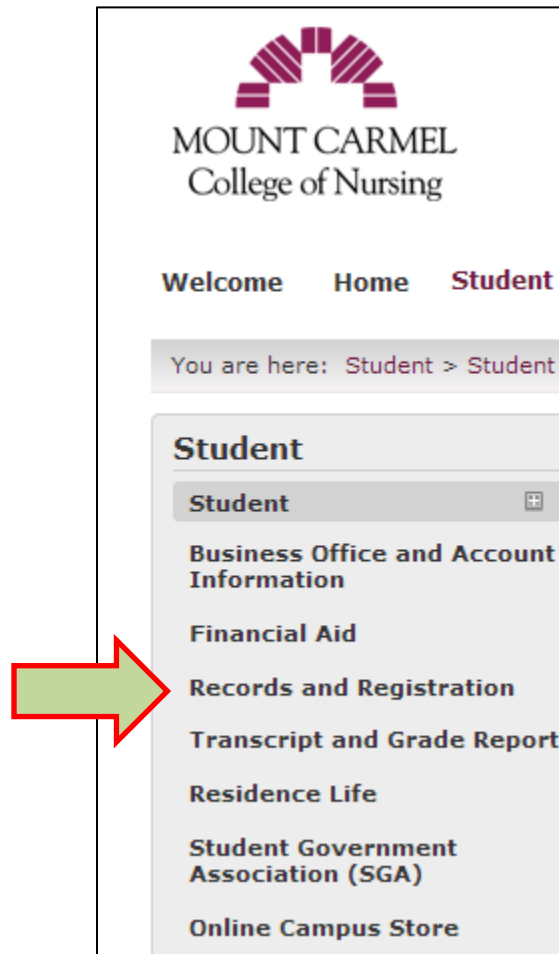
**Step 2:** Login with your normal User Name and Password



**Step 3:** Click on the Student tab



**Step 4:** From the left side menu, click on Records and Registration to access that page.



**Follow the steps below:**

- Page down to the heading titled "Student Schedule"
- Click on "View Details"
- Page down to the "Student Schedules" PDF link at the bottom of the page
- Your student schedule will display
- Your student ID number prints on the top left directly under your name
- Make note of this number for future use